



Leumeah Public School

Fortnightly Newsletter

Week 4, Term 1 2019

Upcoming Events

WEEK 5

- Mon 25/2** Swim Scheme
Tue 26/2 Swim Scheme
Wed 27/2 Swim Scheme
Whole School Assembly
Thur 28/2 Swim Scheme
Fri 1/3 Swim Scheme
Goodbye Summer Mufti

WEEK 6

- Tue 5/3** GRIP Leadership Conference
Wed 6/3 K-2 Assembly
PLP Afternoon
Thur 7/3 Kindy Eyesight Screening
Fri 8/3 Yr 3 & 4 Theatre Excursion
Zone Swimming

PAYMENT DUE

- Fri 22/2** GRIP Leadership Conference
\$19
Thur 28/2 Zone Swimming \$5
Fri 1/3 Billionaire Boy Theatre
Yr 3&4 - \$32
Thur 14/3 Yr 1 & 2 History Incursion -\$7

From the Principal's Desk

School community charter

Late last year, I wrote about the School community charter and how I would provide the link and information in an early newsletter in 2019.

The School community charter was released by the NSW Department of Education on December 5, 2018. It *'outlines the responsibilities of parents, carers, educators and school staff in NSW public schools to ensure our learning environments are collaborative, supportive and cohesive.'* The charter acknowledges that the achievement of students improves when the school and parents and carers work effectively together. More information about the Charter and expectations of both the school and parents and carers can be found here: <https://education.nsw.gov.au/public-schools/going-to-a-public-school/school-community-charter>

Safe practices on Burrendong Road

Due to the absence of the supervisor, I have been out on the crossing most afternoons for the last fortnight. I have witnessed a number of incredibly unsafe traffic and pedestrian behaviours out the front of the school. Unfortunately though, it is mainly adults who are putting children at risk.

I have witnessed the following behaviours that are a safety concern:

- Parking in the 'No Stopping' areas, particularly around the top of Burrendong Road, where buses try to turn. It causes the buses to make three point turns which is tricky with children walking around that area and a line of cars behind the bus.
- Children running down the path out the front of the school and not looking in the driveways where we have Day care buses coming out and cars for students who have mobility issues.
- Parents not waiting until I indicate it is safe to cross, which I do once I am positive all cars have stopped.
- Parents walking their children across the road without using the crossing.
- Double parking on the school side of Burrendong Road, holding up traffic.
- Double parking on the school side of Burrendong Road and then students walking in front of and behind cars to get into their own car.
- Parking in or in front of residents' driveways.
- Cars that are travelling faster than 40 km per hour.

Most of these behaviours will result in a fine if the council rangers or Police Highway patrol were to witness them.

I must stress that most of our over 400 families do the right thing. If all of us followed this lead, than the safety of our children could be enhanced. I encourage all of our families to be safe around our school.

Meet the teacher night

Last Wednesday February 13, we had 365 learning conversations booked for the students at our school. Which is approximately 64% of our school population. It is fantastic that our teachers were able to have meaningful conversations with all of these families to work towards building genuine partnerships to improve student achievement in 2019.

On the night we asked parents to vote about school events and I know Mrs Hambley is looking through this to present it back to the community and put events on the calendar.

Thank you to all of the wonderful cake and uniform donations. Our P&C were able to hold successful second hand uniform and cake stalls on the night. Thank you to Jennifer Nye and Shelley Breckon for leading the way with these and to all the other wonderful volunteers who assisted on the stalls during the night. Providing this service for the families at our school is greatly appreciated.

New pencil additions

Congratulations to Year 6 students in 2018 for raising enough money to purchase the rule pencils that are beside our path at the front of the school.

The pencils are a great way to remind everyone of our school values and rules.

A big thank you to Mr Mitchell for putting them up for us.

Kristy Hill

(Rel) Principal






Breakfast Club


starting next week

Everybody is
welcome to join
breakfast club on



Monday and Thursday mornings

from 8.30am on the
grassed area beside
the hall. This initiative
would not be possible



without the generous support
from our
sponsor.



A message from Kindergarten...

Kindergarten have been learning to hold their pencil correctly.

It is a very important part of a child's learning - Poor pencil grip, learnt from early habits, can seriously affect students' capacity to write efficiently.

You may have heard your child mention 'Peter Pilot' or have heard them talk about their 'Pencil Plane'. This is the method we have been using to teach your child how to hold their pencil correctly. A picture and some short notes has been included so parents can reinforce what we are learning in class and model this at home.

- Peter Pilot Story -


Let's pretend the pencil is an aeroplane, between your thumb and index finger.



Peter Pilot (index finger) bends and rests on top of the aeroplane. He controls where our pencil plane is going to fly.



Cody Co-pilot (thumb) joins Peter Pilot on the side of the aeroplane. He helps Peter Pilot do his job flying the pencil plane.




The passengers (the rest of the fingers) on the aeroplane sit behind the pilots. They just rest on the plane and wait to see what wonderful flying patterns we make!



Now the aeroplane is ready for take off.

Remember only two people (fingers) in the cockpit at a time and all the passengers must stay in their seats!



These are some example of patterns you and your child can create using your 'Pencil Planes'

Enjoy making writing fun with your child!

Student Representative Council

On the 8/2/19 all 3-6 students attended a chat about the SRC relaunch. Immediately following each class was given applications for students to nominate themselves as their class' Student Representative Council Leader. In collaboration with the school prefects/captains, the SRC will develop action plans based upon an area of need from the following categories:

- Inspiring others (leading and teaching peers about significant events)
- Eco Warriors (bottle recycling, gardens, environmental causes)
- Playground Pals (peer sport, problem solvers, lunch time games)
- Give Back (charities, fundraising)

Applications are due to Ms Mayhew & Mrs Hambley 9:00am on the 25/2/19. Class voting will occur- 27/2/19 to 1/3/19. If your child didn't receive a SRC nomination form please see their classroom teacher for additional copies. All students are encouraged to take part in this wonderful opportunity.

Mrs Hambley & Ms Mayhew
SRC Coordinators

Year 7 High school Opportunities for 2020

Newtown High school Enrolment for year 7 in 2020

Newtown High School of the Performing Arts is a specialist high school that accepts enrolments through audition and from our local drawing area. Auditions will be held between Monday 24th June to Thursday 4th July 2019. To register for an audition, please complete the online application form located on our website: www.nhspa.nsw.edu.au Closing date for registration is 1st May 2019.

Conservatorium High School Enrolment for Year 7 in 2020

The Conservatorium High School are applications for audition are open. Visit <https://conhigh.nsw.edu.au> apply the 2020 Entry Application tab. Closing date for registration is 7th June 2019.

Hi there,

My name is Christina, I'm a Casting Producer at Warner Brothers and I wanted to get in touch as we are currently casting for Child Genius 2019, a fun competition series on SBS that celebrates the minds of talented children.



It's a really positive experience for the kids which also provides them with the opportunity to meet equally gifted kids their age from all over Australia.

To give you a better understanding of the program, please click on the link below to view a taster from Season 1 filmed last year: <https://warnerbros.digitalpigeon.com/msg/zHChMCj2EemjbAYtQsGbAw/nCsl4n4BlZ61Zy5a9EmZBQ>

We'd love to encourage as many kids as possible, aged between 8 to 12, to apply for this year's series and I would really appreciate any assistance in spreading the word to kids and their parents.

Christina

School Community Charter

 **Collaborative. Respectful. Communication.**

The following School Community Charter outlines the responsibilities of parents, carers, educators and school staff in NSW public schools to ensure our learning environments are collaborative, supportive and cohesive.

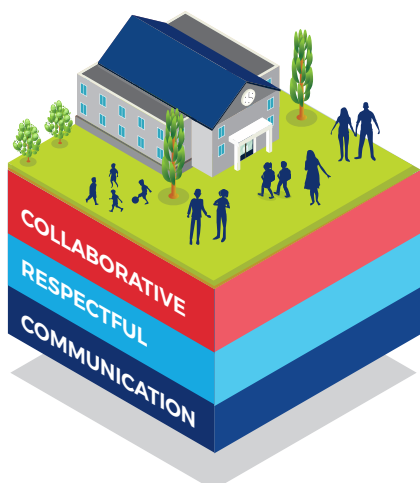
We treat
each other
with
respect

What our schools provide

NSW public schools work to create positive environments for students, staff and the entire school community that support student learning. We strive to ensure that every student is known, valued and cared for.

The best education happens when parents and schools work together.

The School Community Charter aligns with the NSW Department of Education Strategic Plan 2018 – 2022.



Positive environments

It is important that our NSW public schools are positive environments and that parents and carers are kept informed of students' progress and school announcements.

Parents and carers can expect:

- To be welcomed into our schools to work in partnership to promote student learning.
- Communication from school staff will be timely, polite and informative.
- Professional relationships with school staff are based on transparency, honesty and mutual respect.
- To be treated fairly. Tolerance and understanding are promoted as we respect diversity.

We
prioritise
the wellbeing
of all students
and staff

**Unsafe
behaviour**
is not acceptable
in our schools

We work
together
with the
school

Ensuring respectful learning environments for all members of NSW Public Schools communities.



We create
collaborative
learning
environments

We
all play
our part

We work
in partnership
to promote
student
learning

Communicating with our schools

Our staff will find a time to talk to you when they can give you their full attention. Please remember that while our staff are in class or dealing with other matters, they may not be available to answer your questions immediately.

Our schools and communities will make sure that written communication is appropriate, fair and easy to read. We encourage you to use email and social media appropriately to connect with your school and stay up-to-date with up-coming events in the school community.

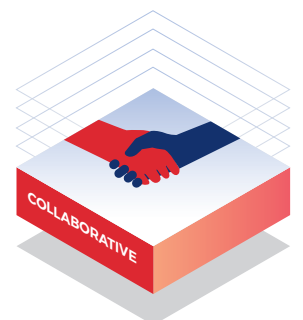
Our guide for parents, carers and students provides useful information about the complaints process:

education.nsw.gov.au/about-us/rights-and-accountability/complaints-compliments-and-suggestions/guide-for-parents-carers-and-students

Respectful communication is a right

In all workplaces people have the right to feel respected. Unacceptable and offensive behaviour has no place in our school communities.

To ensure the wellbeing of students, staff and the community in our schools, steps will be taken to address unacceptable behaviour. This may include restricting contact with the school community or, in more serious cases, referral to NSW Police.



Unacceptable behaviour may include but is not limited to:

- Aggressive or intimidating actions, such as violence, threatening gestures or physical proximity.
- Aggressive or intimidating language, including the use of obscenities, making sexist, racist or derogatory comments or using a rude tone.
- Treating members of the school community differently due to aspects such as their religion or disability.
- Inappropriate and time wasting communication.



Collaborative.
Respectful.
Communication.

School Community Charter

education.nsw.gov.au



Goodbye Summer - 1/3/19

Purpose: Mufti Clothes (free dress) day to raise funds for the year 6 school gift

Clothing: students are encouraged to wear bright coloured summer clothing.

(No thongs/flip flops, midriffs or singlets)

Date: 1/3/19



Cost: Gold coin donation

Gift: all students who donate will receive a frozen icy pole.



CAMPBELLTOWN CITY

**CHALLENGE
WALK**

10 MARCH 2019



A NOT-FOR-PROFIT LIFESTYLE INITIATIVE OF CAMPBELLTOWN CITY COUNCIL

THE AUSTRALIAN BOTANIC GARDEN, MOUNT ANNAN

8AM START
GATES OPEN 6.30AM

6KM FUN WALK
11KM ENDURANCE WALK

GREAT BARREL
DRAW PRIZES

\$11.40 ENTRY FEE
\$22.80 ON EVENT DAY

www.campbelltown.nsw.gov.au/challengewalk



Get involved in the School Banking program.

Leumeah Public School is excited to offer the Commonwealth Bank School Banking program to all students.

School Banking is a fun, interactive and engaging way for young Australians to learn about money and develop good savings habits. Children who deposit money into their Youthsaver account through School Banking earn Dollarmites tokens, which they can save up and redeem for exciting rewards.

The rewards available during 2019 are:

- ◇ Scented Stackable Highlighters
- ◇ Snowy Origami Set
- ◇ Icicle Slapband Ruler
- ◇ Yeti Fluffly Notepad
- ◇ Arctic Owl Fluffy Keyring
- ◇ Scratch Art Cards
- ◇ Water Skimming Bounce Ball
- ◇ Polar Pencils & Pencil Toppers



School Banking is also a great fundraiser for our school. Our school receives a Regular Savers Contribution of \$5 for every 10 deposits processed per student as well as an Annual Contribution which is based on the number of students who made at least one School Banking deposit in the prior year.

Getting involved in School Banking is easy!

All you need to get involved in the School Banking program is a Commonwealth Bank Youthsaver account. You can open an account for your child in one of two ways:

1. Online

Visit commbank.com.au/schoolbanking and click on the link to open a Youthsaver account.

2. In branch

Visit a Commonwealth Bank branch with identification for yourself and your child, like a driver's licence and birth certificate.

If your child has an existing Commonwealth Bank Youthsaver account they can start banking straight away. They just need to bring their deposit in every week on School Banking day using their Dollarmites deposit wallet.

School Banking day is **Tuesday**. Each week you need to hand in the bank book with the deposit money and completed deposit slip to the classroom teacher.

If you would like to know more about School Banking, please ask for a 2019 School Banking program information pack from the school office or visit commbank.com.au/schoolbanking

Term 1 update.

School Banking. Helping kids learn the value of saving.

What pocket money can teach your child.

Pocket money can help teach kids about the value of money and how to look after it. However, there's no 'one size fits all' approach and it's important to decide what's right for your family. Research of over 1,000 parents of primary school students revealed that 55% give regular pocket money[^] and here's how they manage it:



Over half give less than \$10 per week (\$5 - \$10 is the most common range). There's no right or wrong – the amount should suit your family situation.



Around 4 in 5 parents link pocket money to the completion of a chore or task. This can help children understand that money needs to be earned.



On average, kids save about half of their pocket money each week. Learning to put money aside for a bigger goal is a valuable life skill.

Join the Dollarmites on a Polar Savers adventure.

The majority of parents think it's important to make learning about money engaging and to reward good saving behaviour[^]. So to help, our Dollarmites characters (Pru, Addy, Spen, Lucas and Pat) are taking School Bankers on a Polar Savers adventure, that's full of exciting rewards.

Students participating in School Banking will receive a silver Dollarmites token each time they make a School Banking deposit at school (maximum one per week). Once they've collected 10 tokens, they can redeem them for a Polar Savers reward.




Polar Savers Rewards:

- Term 1: Scented Stackable Highlighter, Snowy Origami Set
- Term 2: Yeti Fluffy Notebook, Icicle Slapband Ruler
- Term 3: Arctic Owl Fluffy Keyring, Scratch Art Cards
- Term 4: Water Skimming Bounce Ball, Polar Pencils & Pencil Toppers

School Banking Deposit Tracker.

Colour in a number every time you make a deposit at school. For every 10 School Banking deposits you can redeem a reward.



To find out more about the School Banking program and how to get your child involved, ask your School Banking Co-ordinator for a School Banking Parent Pack or visit commbank.com.au/schoolbanking

[^]Parents of Australian primary school children (n=1144), School Banking Research, conducted by Fiftyfive5, May-June 2018. Commonwealth Bank of Australia, ABN 48 123 123 124.





HEALTHY
LUNCH
BOX

The simplest way

... to ensure your child gets the nutrients they need at school

Simply pack something from each of the 5 food groups plus water. Try this great example lunch box:



Wholegrain Breads & Cereals: Bread Sushi

Vegetables and salads: Corn cob

Meat & Alternatives: Baked bean muffin

Dairy: Yoghurt tub

Fruit: Strawberries

Water: Always pack a bottle of water

For these recipes and more examples of healthy lunch boxes visit our website.

healthylunchbox.com.au



Sydney's Only Play Centre - Designed to meet the sensory, play and social needs of children, teens, and young adults with special needs. Pop down or book online to visit!


We also do birthday parties, school visits and private functions.

Specialised therapy and social groups.



Opening Hours
Wed - Friday 9-5
Saturday & Sunday 9-4
Mon-Tues Group bookings only

For Enquiries Ph: 0410459363
enquiries@shineshed.com.au
www.shineshed.com.au
For the latest updates follow us on
facebook.com/theshineshed



The Shine Shed -FAQ's



Here are some answers to the most frequently Asked Questions about the Shine Shed!

1. What is the Shine Shed? The Shine Shed is a custom designed play facility, built to meet the play, sensory, social needs of children, teens and young adults with special needs!

2. When can I visit? We are open Monday - Friday 9-5, and Saturdays 9-4.

3. Do I have to book? No, you can pop by if you wish. We have a booking system for your convenience and you can check this to see if we are busy. Sometimes we may be booked out for a party or event.

4. How much does it cost? \$16.50 per hour and \$27 for 2 hours. School groups are \$13 per hour and \$23 per hour, per student.

4. Can I bring food / drink? We have a small kiosk with drinks and coffee, but you are welcome to bring your own.

5. Can siblings play? Of course our centre encourages siblings, family and friends to come along!

6. Can I have a birthday party at the Shine Shed? Yes, of course! We would love to host a memorable birthday party for your child and can supply social stories to help prepare everyone for the big day!

7. What is the age limit to use the equipment? Anyone can utilise the Shine Shed, weight is the biggest factor with most equipment. We have a lot of equipment that can be used by those over 100kgs and are working on getting more! We are happy to host adult groups.

8. Is the Shine Shed NDIS funded? The use of the Shine Shed as a play centre alone is not funded by NDIS unless you are self managed. We have social skills groups and other group programs that are NDIS funded.